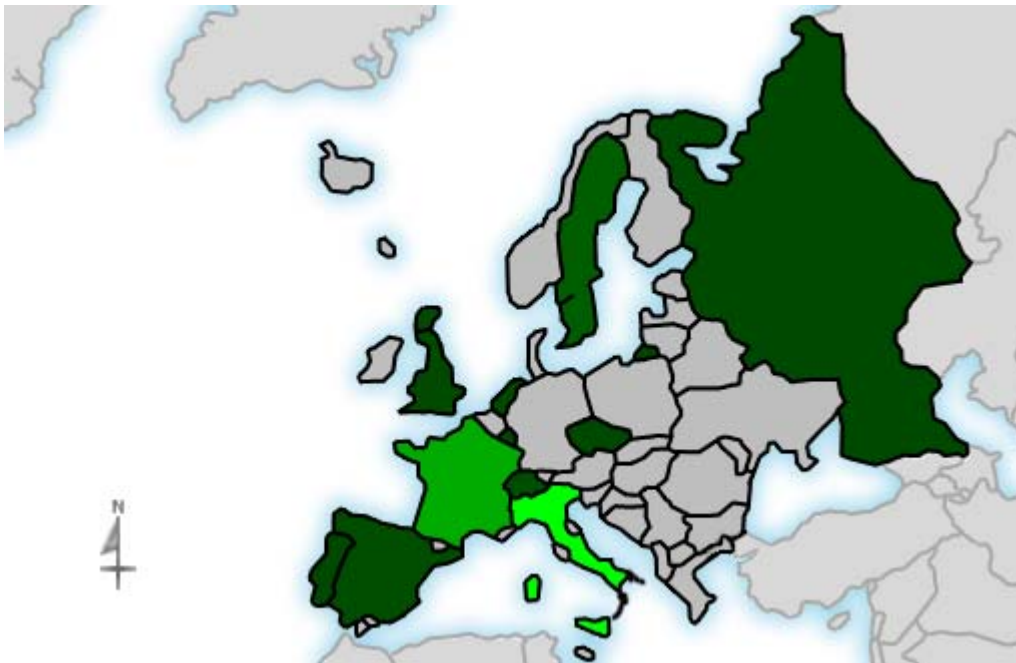
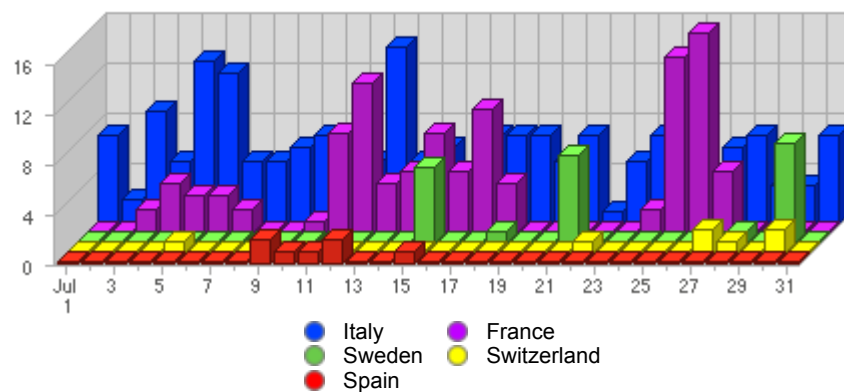













Geographic Info > **European Country****Report Description**

Report Description: European Countries that Visitors came from during the month of July 2006
Report Range: Month of July 2006
Report Scope: Historical Data
List Size: 11 of 11

Map**Activity Breakdown**



#	Flag	Country	Total Visits	Average Visits Historically	Change	Percent of Visits
1.		Italy	191	303,29	-22 ▼	54,89%
2.		France	108	53,86	+78 ▲	31,03%
3.		Sweden	23	7.00	+20 ▲	6,61%
4.		Switzerland	7	5,29	+6 ▲	2,01%
5.		Spain	7	20,50	+2 ▲	2,01%
6.		United Kingdom	4	3,29	-3 ▼	1,15%
7.		Netherlands	4	1.00	+4 ▲	1,15%
8.		Portugal	1	0,50	0 ▬	0,29%
9.		Russia	1	0,50	+1 ▲	0,29%
10.		Czech Republic	1	-	+1 ▲	0,29%
11.		Luxembourg	1	2.00	0 ▬	0,29%
			348	396		



Content created Saturday, August 5, 2006 18:40:58 GMT 1:00
LiveStats® .XSP V8.03 Copyright ©1996-2005 DeepMetrix® Corporation. All rights reserved.
Licensed to Aruba S.p.A..