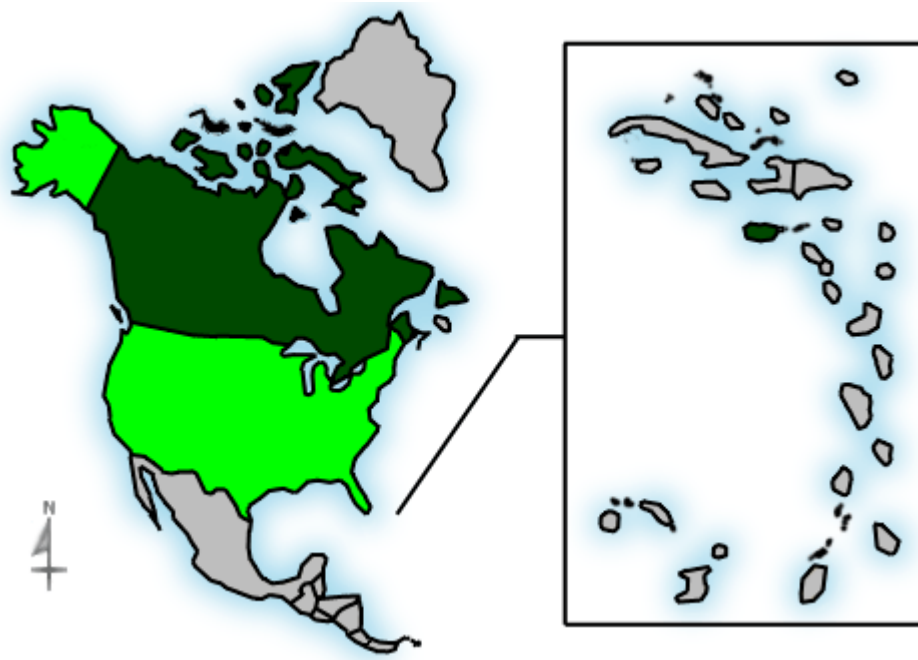
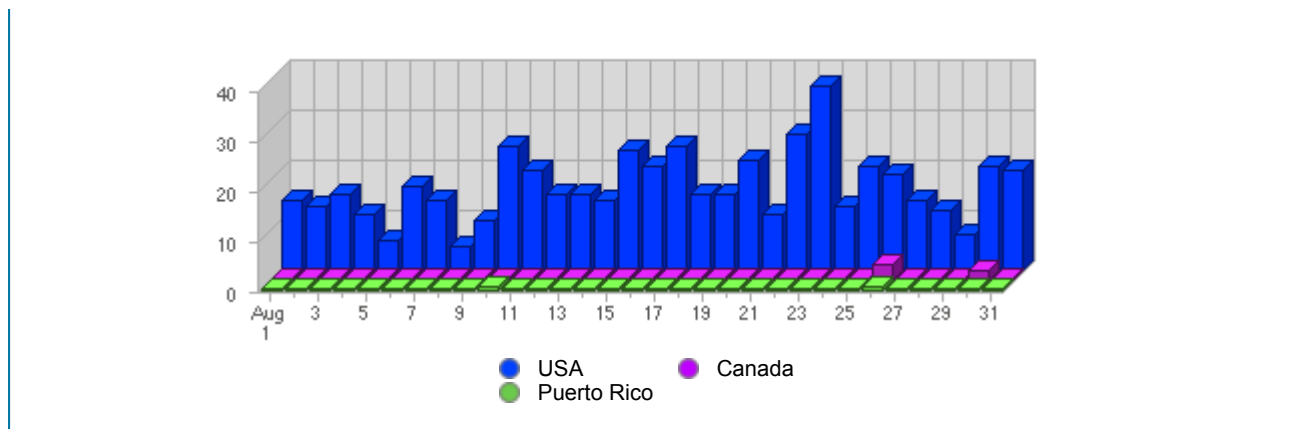





Geographic Info > **North American Country****Report Description**

Report Description: North American Countries that Visitors came from during the month of August 2006
Report Range: Month of August 2006
Report Scope: Historical Data
List Size: 3 of 3

Map**Activity Breakdown**



#	Flag	Country	Total Visits	Average Visits Historically	Change	Percent of Visits
1.		USA	518	479,43	-4 ▼	98,67%
2.		Canada	5	41,57	-16 ▼	0,95%
3.		Puerto Rico	2	1,50	-3 ▼	0,38%
			525	524	-23 ▼	

Content created Friday, September 1, 2006 14:54:14 GMT 1:00
 LiveStats® .XSP V8.03 Copyright ©1996-2005 DeepMetrix® Corporation. All rights reserved.
 Licensed to Aruba S.p.A..