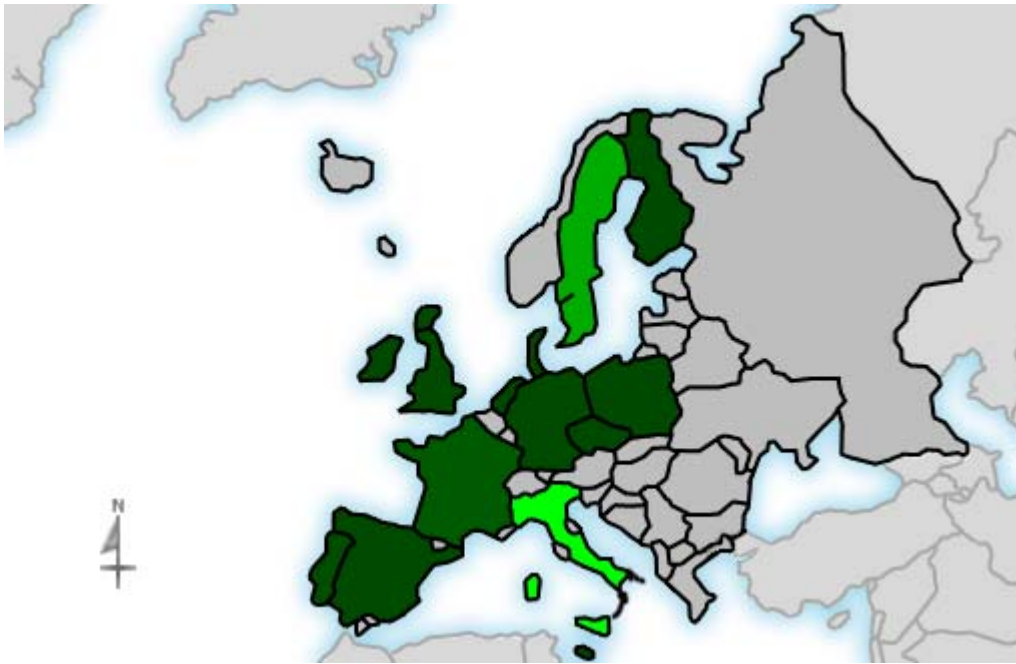
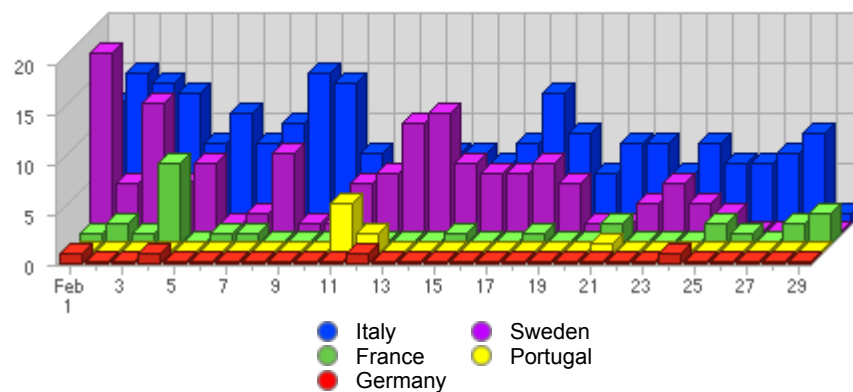





Geographic Info > **European Country****Report Description**

Report Description: European Countries that Visitors came from during the month of February 2008
Report Range: Month of February 2008
Report Scope: Historical Data
List Size: 14 of 14

Map**Activity Breakdown**



#	Flag	Country	Total Visits	Average Visits Historically	Change	Percent of Visits
1.		Italy	252	137,20	+109 ▲	56,13%
2.		Sweden	142	25,71	+133 ▲	31,63%
3.		France	27	52,13	-14 ▼	6,01%
4.		Portugal	8	4,00	+7 ▲	1,78%
5.		Germany	4	3,22	+3 ▲	0,89%
6.		United Kingdom	4	1,86	+3 ▲	0,89%
7.		Spain	4	3,73	+3 ▲	0,89%
8.		Netherlands	2	3,50	+1 ▲	0,45%
9.		Malta	1	-	+1 ▲	0,22%
10.		Ireland	1	3,38	+1 ▲	0,22%
11.		Czech Republic	1	-	+1 ▲	0,22%

12.		Poland	1	2,50	+1 ▲	0,22%
13.		Finland	1	0,50	+1 ▲	0,22%
14.		Denmark	1	-	+1 ▲	0,22%
			449	225	+249 ▲	

Content created Monday, March 3, 2008 10:10:17 GMT 1:00
LiveStats® .XSP V8.03 Copyright ©1996-2005 DeepMetrix® Corporation. All rights reserved.
Licensed to Aruba S.p.A..