





Geographic Info > **Geographic Info Summary**

Geographic Info Summary	
During the Month of May, 2008 :	
<ul style="list-style-type: none"> A total of 1,601 distinct visits were made to the site. 64,34% of all visits were from a known geographic location. 32,92% were from North America, 31,29% from Europe, 0,13% from Asia, 0,00% from Oceania, 0,00% from South America and 0,00% from Africa. 	

Six Month Historical Comparison

Top Continents		Dec, 2007	Jan, 2008	Feb, 2008	Mar, 2008	Apr, 2008	May 2008
1.	 North America	228	264	443	396	476	527
2.	 Europe	189	200	449	266	532	501
3.	 Asia	2	2	3	3	2	2

Six Month Historical Comparison

Top North American Countries		Dec, 2007	Jan, 2008	Feb, 2008	Mar, 2008	Apr, 2008	May 2008
1.	 USA	227	264	442	396	476	527

Six Month Historical Comparison

	Dec,	Jan,	Feb,	Mar,	Apr,	

Top South American Countries

2007

2008

2008


2008

2008



May 2008

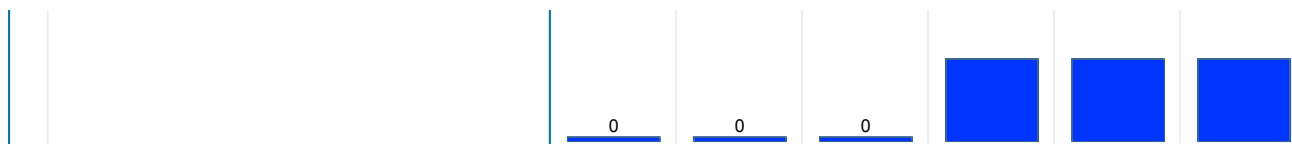
No South American Countries Data.

Six Month Historical Comparison

Top European Countries		Dec, 2007	Jan, 2008	Feb, 2008	Mar, 2008	Apr, 2008	May 2008
1.	 Italy	100	143	252	202	423	423
2.	 France	72	41	27	27	30	27
3.	 Sweden	2	9	142	17	63	25
4.	 Netherlands	6	1	2	9	3	10
5.	 Switzerland	4	0	0	1	2	9

Six Month Historical Comparison

Top Asian Countries		Dec, 2007	Jan, 2008	Feb, 2008	Mar, 2008	Apr, 2008	May 2008
1.	 Israel	0	0	0	1	0	1
2.	 South Korea				1	1	1



Six Month Historical Comparison

Top Oceanic Countries	Dec, 2007	Jan, 2008	Feb, 2008	Mar, 2008	Apr, 2008	May 2008
-----------------------	-----------	-----------	-----------	-----------	-----------	----------

No Oceanic Countries Data.

Six Month Historical Comparison

Top African Countries	Dec, 2007	Jan, 2008	Feb, 2008	Mar, 2008	Apr, 2008	May 2008
-----------------------	-----------	-----------	-----------	-----------	-----------	----------

No African Countries Data.

Content created Friday, June 6, 2008 11:36:33 GMT 1:00
 LiveStats® .XSP V8.03 Copyright ©1996-2005 DeepMetrix® Corporation. All rights reserved.
 Licensed to Aruba S.p.A..